



- RIIDE CONNECT TFT ABS EDITION**
- Metallic Mat Black No. 2 (YKV)
 - Metallic Mat Stellar Blue (YUA)
 - Pearl Grace White (Q1S)
 - Solid Ice Green (Q2A)
 - Pearl Mat Aqua Silver (Q2D)
- STANDARD EDITION**
- Metallic Mat Black No. 2 (YKV)
 - Metallic Mat Stellar Blue (YUA)
 - Pearl Grace White (Q1S)
- SPECIAL EDITION**
- Metallic Mat Black No. 2 (YKV)
 - Metallic Mat Stellar Blue (YUA)
 - Pearl Grace White (Q1S)
 - Solid Ice Green (Q2A)
- RIIDE CONNECT ABS EDITION**
- Metallic Mat Black No. 2 (YKV)
 - Metallic Mat Stellar Blue (YUA)
 - Pearl Grace White (Q1S)
 - Solid Ice Green (Q2A)
 - Pearl Shiny Beige (YLB)
- RIIDE CONNECT EDITION**
- Metallic Mat Black No. 2 (YKV)
 - Metallic Mat Stellar Blue (YUA)
 - Pearl Grace White (Q1S)
 - Solid Ice Green (Q2A)
 - Pearl Shiny Beige (YLB)



UNIQUE APP FEATURES

- Big & Bold TBT Navigation Icons
- Short Distance Indicator Bar
- Last Parked Location

Engine	
Type	4-Stroke, 1-Cylinder, Air Cooled
Valve System	SOHC, 2-Valve
Displacement	124 cm ³
Bore x Stroke (mm)	52.5 x 57.4 mm
Engine Output	6.2 kW @ 6500 rpm
Torque	10.2 Nm @ 5000 rpm
Fuel System	Fuel Injection
Starter System	Kick & Electric Start – Non-ABS variants Electric Start Only – ABS variants
Transmission Type	CVT

Dimensions and Weight	
Overall Length	1835 mm
Overall Width	680 mm (Std) 690 mm*
Overall Height	1155 mm
Wheelbase	1260 mm
Ground Clearance	160 mm
Seat Height	856 mm
Kerb Mass	107 kg (Std) 106 kg*
Wheels	Alloy
Fuel Tank	5.3 L

Suspension	
Front	Telescopic
Rear	Swing Arm
Tyre Size	
Front	90/90-12 54J
Rear	90/100-10 53J
Brake	
Front	Disc
Rear	Drum
Electrical	
Battery	Maintenance-free 12V, 4Ah
Headlight	LED
Tail Lamp	LED

Regd. Office, Sales & Marketing Office:
Suzuki Motorcycle India Pvt Ltd, Unit No – 901 to 906, 9th Floor
Tower-D, Global Business Park, Guru Dronacharya, Gurugram, Haryana, 122002
(Toll-Free): 1800-121-7996 (Mon-Sat from 9:00am to 6:00pm).

[f/suzuki2wheelers](#)
[You Tube /suzuki2wheelers](#)
[X/suzuki2wheelers](#)
[ig/suzuki2wheelers](#)

Ride safe. Wear a helmet.

Authorised Dealer

Please scan this QR code to visit our website.



#Including 3 Years optional warranty.
**Extended warranty is offered by third party.

We reserve the right to make changes at any point of time, without prior notice in design, colour, specifications and features of product. All items/products shown above are indicative only and may vary in actual. Colours shown may vary from actual body colour of the product due to printing. Accessories shown in the pictures are not a part of the standard product. For the latest authentic information, kindly contact your nearest Authorized Dealer. Suzuki Ride Connect Application is available for Android™ OS Version 10.0 onwards and for iOS version 13.0 onwards. Android is a trademark of Google LLC. IOS is a trademark or registered trademark of Cisco in the U.S. and other countries and is used under license. **Weather alerts for conditions other than rain (e.g., fog, thunderstorms, snow, hailstorms, etc.) are available on TFT Meter only. **Missed Call & Unread SMS counts, Last caller/sender information, Auto-Reply SMS, and Network Signal Information are supported on Android™ only, not IOS. The Bluetooth® word mark and logos are registered trademarks owned by Bluetooth SIG, Inc. and any use of such marks by Suzuki is under license. *Specification shown are applicable to Special Edition/Ride Connect/Ride Connect ABS/Ride Connect TFT ABS. **For more information visit www.suzukimotorcycle.co.in



All New ACCESS

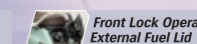
Pickup Bhi, Mileage Bhi.

Shandaar Quality Ke Saath

Now with **ABS**
Anti-Lock Braking System



*Suzuki Ride Connect Application is available only on Android™ OS and iOS devices. For more information, visit www.suzukimotorcycle.co.in.
**In comparison to Access 120 955. Digital cluster available in Access Ride Connect Edition. Bluetooth® word mark and logos are registered trademarks owned by Bluetooth SIG, Inc. and any use of such marks by Suzuki is under license. **The above achievement was accomplished using the non-ABS variant.



FASTEST SCOOTER RIDE FROM INDIA'S LOWEST TO HIGHEST ALTITUDE VILLAGE*

Powered By Suzuki Eco Performance Technology

The Engine is powered by cutting edge Suzuki Eco Performance (SEP) technology which is the forward-looking engine development concept behind the creation of the powerplant for Access. The resulting engine delivers Superior Fuel Efficiency while also achieving Powerful Acceleration.



SUPERIOR ACCELERATION

Ideal Combustion Efficiency

High Compression Ratio

Low Friction And Mechanical Loss

Light, Compact Engine Design

Optimised CVT Settings

LOW FUEL CONSUMPTION

Suzuki Ride Connect* TFT Edition with Digital coloured TFT cluster**



Navigate to your destination confidently. The Bluetooth® Enabled Digital Console gives you Big and Bold Turn-by-Turn Navigation icons, keeping you on the right route every time.

Incoming Caller ID, WhatsApp Call/Message



Digital Wallet



Periodic Vehicle Service Alerts



Fuel Consumption Information



Calendar Alerts*



Weather Alerts*



Traffic* & Speed Exceeding Alerts




ETA Updates



Fuel Level Indicator

Disclaimer: Certain features are accessible through Suzuki Ride Connect application only. *Suzuki Ride Connect Application is available for Android™ OS Version 10.0 onwards and for iOS version 13.0 onwards. Android is a trademark of Google LLC, iOS is a registered trademark of Cisco in the U.S. and other countries and is used under license. The Bluetooth® word mark and logos are registered trademarks owned by Bluetooth SIG, Inc. and any use of such marks by Suzuki is under license. **Weather alerts for conditions other than rain (e.g., fog, thunderstorms, snow, hailstorms, etc.) are available on TFT Meter only. *Above are the unique features of Suzuki Ride Connect

DESIGN




Classic Urban Styling



Iconic U-Shaped Design




LED Head Lamp



Chrome Finish Mirrors

CONVENIENCE



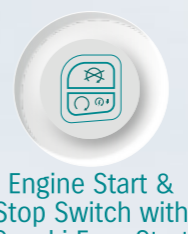
Dual Front Pockets



Front USB Charging Point




One Push Central Lock System



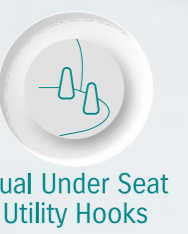
Engine Start & Stop Switch with Suzuki Easy Start




24.4 L Under Seat Storage



Dual Convenient Utility Hooks



Dual Under Seat Utility Hooks



5.3 L Fuel Tank Capacity

COMFORT

RELIABILITY



Long & Ergonomic Seat



Long Floor Board

- Telescopic Front Suspension
- Swing Arm Rear Suspension
- 3D & Non-Slip Grids Floorboard
- Ø305 mm Bottom Leg Space
- Aluminium Foot Rest



Hazard Switch



Single Channel Anti-lock Braking System



- Parking Brake
- Passing Switch
- Side Stand Interlock
- Front Disc Brake
- Steel Front Fender & Leg Shield
- Low-Rolling Resistance Rear Tyre
- Highly Rigid Frame

GENUINE ACCESSORIES[^]

- Meter Visor
- Floor Mat Black
- Floor Mat Red
- Rear Foot Rest
- Seat Cover Maroon
- Seat Cover Brown
- Seat Cover Dark Brown