

**mxmoto**

**THE POWER OF ELECTRIC  
THE POWER OF CHANGE**

**M16**

[www.mxmoto.co](http://www.mxmoto.co)



**mxmoto**

**THE POWER OF ELECTRIC  
THE POWER OF CHANGE**

**M16**

**METAL-STRONG  
ROAD-TOUGH**

[www.mxmoto.co](http://www.mxmoto.co)

INTRODUCING THE MXMOTO M16 CRUISER

**The Pinnacle of Strength  
and Durability for Indian  
Roads!**



# STRONGEST EV FOR INDIAN ROADS



Range:  
**160-220KM/  
Charge**



Consumption  
**1.5 Unit/  
Charge**



Charging  
**0-90% in less  
than 3 hours**

**mXmoto**

MXMOTO is a cutting-edge bike manufacturing company, and with our M16 model, we aim to swiftly establish ourselves as pioneers in the world of performance bikes.

With an unwavering commitment to innovation, engineering excellence, and a fervor for speed, MXMOTO is on a journey to become the go-to brand for riders who crave adrenaline-fueled adventures on two wheels with our M16 cruiser.

# PERFORMANCE



**4000watt**  
BLDC Hub Motor

# HIGH PERFORMANCE MOTOR

Revolutionary 17-Inch Large Wheel and High-Performance Engine: Unleashing Incredible Power, Quickness, and Efficiency.

Proudly developed in India, our cutting-edge engine delivers an impressive output with swift acceleration, supported by the robust torque of the C35 magnet separations. With a remarkable climbing angle, it combines energy-saving features and high efficiency, redefining the standards of performance for the M16 Cruiser.

**140N.m** **580rpm**  
Motor torque Rated RPM  
**98%**  
Conversion efficiency

# HIGH PERFORMANCE CONTROLLER

## 80AMP High Efficiency with Regenerative Braking

*Increase input power by 16% to stimulate higher performance of the M16 Cruiser's driving system, resulting in smoother and faster acceleration.*

Unleashing the Potential of High-Performance Controllers for the M16 Cruiser. Our 80 AMP high-efficiency controller, equipped with regenerative braking, redefines the standards of power and efficiency. With an impressive 16% increase in output power, it stimulates the driving system to achieve higher levels of performance. Experience smoother and faster acceleration, as our advanced controller takes your M16 Cruiser's ride to new heights.



# ADJUSTABLE DUAL REAR SUSPENSION

The Versatility of Adjustable Rear Suspension. Embrace the innovation of our adjustable racing motorcycle type central shock absorber, surpassing traditional bilateral suspension systems.

By maintaining the vehicle's gravity at the centre during turns, it enhances flexibility and provides a heightened sense of balance. Experience the assurance of a sporty performance as our adjustable rear suspension elevates your riding experience to new levels of control and precision



Chassis Crafted from Highly Resistant Metal: The M16 Cruiser showcases exceptional quality not only in its electrical components but also in its mechanical parts.

At its core lies a unique mechanical construction, starting with a chassis designed based on the cruiser motorcycle's split frame concept.

Crafted from highly resistant metal, our chassis & outer body ensures unparalleled strength and durability, reflecting our commitment to delivering a superior riding experience for the M16 Cruiser Bike.

# HIGHLY RESISTANT METAL

# SAFETY



MXMOTO's Unyielding Commitment to Rider Well-being with the M16 Cruiser. MXMOTO is celebrated not only for its high-performance bikes but also for its unwavering dedication to rider safety.

With a robust focus on advanced safety features, rigorous testing, and a relentless pursuit of continuous improvement, MXMOTO places the well-being of M16 Cruiser riders at the forefront. By creating a secure riding experience, MXMOTO ensures that enthusiasts can embark on their adrenaline-fueled adventures with peace of mind.

Join us as we delve into MXMOTO's profound commitment to safety and the measures taken to prioritize rider security for the M16 Cruiser Bike.

# SAFEST BATTERY TECHNOLOGY

## Advance Lithium Battery with Smart App Technology, the Epitome of Safety.

Advance Lithium Battery boast the highest level of safety in battery technology, enabling them to store a remarkable amount of energy in proportion to their size and weight.

This advancement empowers electric bikes with extended range and prolonged riding times, rendering them highly practical for daily commuting and longer journeys.

Join us as we explore the remarkable safety features and benefits that Advance Lithium Battery bring to the forefront of electric bike technology.



# DYNAMIC LED HEADLIGHT

Dynamic LED Headlight for Unmatched Visibility on the M16 Cruiser. The dynamic LED headlight from MXMOTO is designed to adapt to all road conditions, providing exceptional illumination both day and night. With high brightness, wide angles, and precise light distribution, it ensures maximum safety for M16 Cruiser riders.

Whether navigating through dark stretches or facing challenging terrains, the dynamic LED headlight illuminates the path ahead, offering unrivaled visibility and enhancing the overall riding experience.



Daytime Running



Variable Light Intensity





Adaptive Lighting



Auto On / Off

# TRIPLE DISC BRAKE SYSTEM



Triple Disc Brake System for Enhanced Braking Performance on the M16 Cruiser. The M16 Cruiser is outfitted with a cutting-edge triple disc brake system, featuring dual disc brake on front and single disc on rear wheels.

This setup ensures a balanced distribution of braking power, delivering consistent and reliable performance when you need it most. With improved braking efficiency and enhanced control, riders can confidently navigate any terrain or situation, experiencing heightened safety and peace of mind on their M16 Cruiser adventure.

# LED DIRECTION INDICATORS

Illuminating Intentions: LED Direction Indicators Engineered with Ultrasonic Continuous Welding Technology for the M16 Cruiser. MXMOTO's LED direction indicators on the M16 Cruiser are crafted using state-of-the-art ultrasonic continuous welding technology, meeting the stringent standards set by the European Union.

These indicators are not only waterproof and moisture-proof but also guarantee high light penetration, ensuring clear visibility in all weather conditions. With their advanced construction, MXMOTO's LED direction indicators on the M16 Cruiser provide riders with reliable and stylish signaling, enhancing safety and adding a touch of sophistication to every ride.



INTELLIGENCE

**ELEVATING INTELLIGENCE IN THE WORLD OF PERFORMANCE CRUISERS.**

*Embark on a journey into MXMOTO's realm of intelligence, where innovation and technology converge to redefine the landscape of performance cruisers.*

*In this exploration, we will uncover MXMOTO's distinct vision for intelligence and how it propels them to stand out in the world of exhilarating two-wheelers, particularly with the M16 Cruiser.*

*From intelligent features to intuitive systems, join us as we unravel the compelling story behind MXMOTO's commitment to elevating intelligence and redefining what it means to ride the M16 Cruiser with unrivaled precision and exhilaration.*

# TFT SCREEN

ON BOARD NAVIGATION

CALLING

BLUETOOTH SOUND SYSTEM

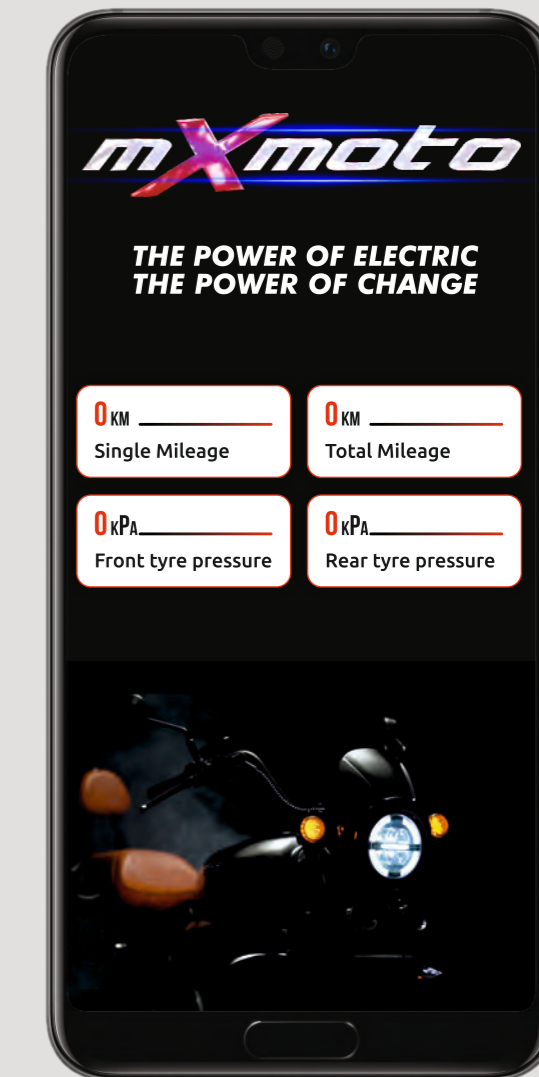


# CONNECTED EVERYWHERE

Experience the next level of motorcycle connectivity with the MXMOTO Smart App, a groundbreaking mobile application meticulously crafted for M16 Cruiser enthusiasts like you. Seamlessly connecting you to your M16 Cruiser, this innovative app revolutionizes your riding experience.

Through its intuitive features and user-friendly interface, the MXMOTO Smart App optimizes your M16 Cruiser's battery performance, provides real-time monitoring, and elevates every moment on the road.

Whether you're a casual rider or a passionate motorcyclist, the MXMOTO Smart App is the ultimate companion for maintaining and maximizing your M16 Cruiser's power, keeping you connected everywhere you go.






## Cruise Control

Discover the unparalleled comfort offered by cruise control on electric motorbikes, as it transforms your riding experience. Designed to enhance comfort on extended trips, cruise control reduces rider fatigue and promotes a smoother journey. However, it is essential for riders to remain vigilant and prepare to intervene, as unforeseen road conditions or hazards may demand manual control.


Join us as we explore how cruise control empowers riders with unmatched comfort, making those long rides a truly enjoyable and memorable experience while emphasizing the importance of rider awareness and safety.



## Reverse Assist

Introducing the revolutionary Bike Reverse Assist, a purpose-built mechanism or device engineered to empower bikers with seamless reverse maneuverability. This groundbreaking technology is specifically designed to alleviate the challenges of navigating tight spaces and effortlessly parking bikes. With its intuitive operation, riders can confidently navigate various environments, ensuring a hassle-free riding experience.

Join us as we delve into the world of Bike Reverse Assist, unlocking a new level of convenience and versatility for bikers seeking effortless maneuverability in any situation.



## Anti Skid / Hill Assist

Discover the remarkable Anti Skid / Hill Assist feature, also known as hill start assist or hill hold control, designed to revolutionize your riding experience on inclines. This innovative system provides invaluable assistance to riders when starting or stopping on uphill or downhill slopes. By preventing the motorcycle from rolling backward or forward during the transition between brakes and throttle, it instills confidence and stability in riders. As the system detects the inclination, it automatically holds the brakes for a few seconds after the rider releases them, allowing a smooth application of throttle and forward movement without the risk of rolling back. Whether you're new to riding or frequently encounter hilly terrains, Anti Skid / Hill Assist significantly reduces the chances of stalling or losing control, empowering you with enhanced control and peace of mind.



## Park Assist

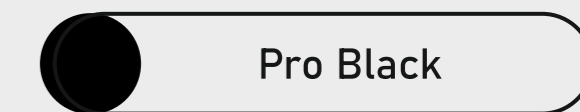
Experience the elevated intelligence of Park Assist, a game-changing feature that empowers your MXMOTO bike with unparalleled assistance. Activating the park assist mode sets the stage for confident navigation, making it the primary mode of operation. With its implementation, a heightened sense of confidence is instilled, working to prevent accidents and ensuring a safer riding experience. Transitioning seamlessly from park assist mode to ride mode initiates movement, offering a smooth and effortless transition. This intelligent feature empowers you to ride with ease, unlocking a new level of convenience and control as you embark on your MXMOTO adventures.



# M16

METAL-STRONG  
ROAD-TOUGH

AVAILABLE COLOR



## TECHNICAL INFORMATION

Model	:	M16
Motor Type	:	4000 Watt BLDC Hub Motor
Controller	:	80AMP High Efficiency with Regenerative Braking
Transmission	:	Hub Motor
Rated Power	:	4000 watt
Gear	:	Eco / Comfort / Sport / Turbo
<b>POWER</b>		
Battery Type	:	Advance Lithium Battery
Battery Capacity	:	72v 55AH / 72V 64AH (Optional*Cost Addition)
Charging Time	:	5 to 6 hrs

<b>CHASSIS / BRAKE / SUSPENSION</b>		
CHASSIS	:	Highly Resistant Metal
Front Brake	:	2x320x3 5mm disc
Rear Brake	:	240x3 5 mm Disc
Front Tyre	:	110/70/17 - Tubeless Racing Tyres
Rear Tyre	:	140/70/17 - Tubeless Racing Tyres
<b>DIMENSION</b>		
Dimension	:	2250x745x1165mm
Wheelbase	:	1480mm